


SUMO Field-Adjustable Surface Mount



Round

Square

Stylish, slim, versatile surface mount fixtures



PROJECT: _____

DATE: _____

TYPE: _____

PREPARED BY: _____



Certified to UL Listed



KEY FEATURES

- Super Slim design with less than 1" fixture profile
- 5 color temperatures in 1 SKU (2700/3000/3500/4000/5000K)
- Wet and damp location rated can be used indoors or outdoors
- Easy to install on a wide variety of junction boxes
- Color trim accessories available
- 50,000-hr lifespan, Dimmable, & Title 24 compliant

PERFORMANCE

Catalog Number	Size	Shape	Wattage Equivalency	Input Wattage	Input Voltage	Lumens	Efficacy	Dim Type	CRI	L70 Lifespan
SUMO-R-5	5.5"	Round	40W Incandescent	10W	120V	650 lm	65 lm/W	TRIAC/ELV	90	50,000 hr
SUMO-R-7	7"	Round	60W Incandescent	14W	120V	900 lm	64 lm/W	TRIAC/ELV		
SUMO-R-9	9"	Round	75W Incandescent	18W	120V	1,150 lm	64 Lm/W	TRIAC/ELV		
SUMO-S-5	5.5"	Square	40W Incandescent	10W	120V	600 lm	60 lm/W	TRIAC/ELV		
SUMO-S-7	7"	Square	60W Incandescent	14W	120V	850 lm	61 lm/W	TRIAC/ELV		
SUMO-S-9	9"	Square	75W Incandescent	18W	120V	1,100 lm	61 lm/W	TRIAC/ELV		

SUMO Field-Adjustable Surface Mount



PERFORMANCE (CONT'D)

Catalog Number	Wattage	CCT	Efficacy	Lumens	Wattage Equivalency
SUMO-R-5	10W	2700K	75 lm/W	754 lm	40W Incandescent
		3000K	79 lm/W	792 lm	
		3500K	82 lm/W	821 lm	
		4000K	83 lm/W	835 lm	
		5000K	82 lm/W	825 lm	

Catalog Number	Wattage	CCT	Efficacy	Lumens	Wattage Equivalency
SUMO-R-7	14W	2700K	73 lm/W	993 lm	60W Incandescent
		3000K	75 lm/W	1,032 lm	
		3500K	78 lm/W	1,072 lm	
		4000K	80 lm/W	1,092 lm	
		5000K	81 lm/W	1,110 lm	

Catalog Number	Wattage	CCT	Efficacy	Lumens	Wattage Equivalency
SUMO-R-9	18W	2700K	68 lm/W	1,182 lm	75W Incandescent
		3000K	70 lm/W	1,221 lm	
		3500K	73 lm/W	1,278 lm	
		4000K	75 lm/W	1,305 lm	
		5000K	74 lm/W	1,299 lm	

Catalog Number	Wattage	CCT	Efficacy	Lumens	Wattage Equivalency
SUMO-S-5	10W	2700K	66 lm/W	653 lm	40W Incandescent
		3000K	69 lm/W	676 lm	
		3500K	72 lm/W	699 lm	
		4000K	73 lm/W	709 lm	
		5000K	71 lm/W	700 lm	

Catalog Number	Wattage	CCT	Efficacy	Lumens	Wattage Equivalency
SUMO-S-7	14W	2700K	66 lm/W	913 lm	60W Incandescent
		3000K	70 lm/W	973 lm	
		3500K	74 lm/W	1,027 lm	
		4000K	76 lm/W	1,042 lm	
		5000K	72 lm/W	1,009 lm	

Catalog Number	Wattage	CCT	Efficacy	Lumens	Wattage Equivalency
SUMO-S-9	18W	2700K	65 lm/W	1,104 lm	75W Incandescent
		3000K	69 lm/W	1,162 lm	
		3500K	75 lm/W	1,234 lm	
		4000K	75 lm/W	1,251 lm	
		5000K	71 lm/W	1,209 lm	

TECHNICAL SPECIFICATIONS

CONSTRUCTION

Product Type

Slim Style Edge-Lit Surface mount downlight

Fixture Shape

Round & Square

Enclosure Material

Steel heatsink with robust thermal performance Polyester UV resistant Polyester trim ring

Finish

Matte White, fade & Scratch resistant Color trim overlays available, sold separately

Lens

Acrylic lightguide diffuses light evenly & smoothly without hotspots

INSTALLATION

Mounting

Driver on board design allows for extremely thin fixture design without a driver on back, making it simple to install on most common junction boxes. Accessory available to mount fixture to existing recessed housings, sold separately.

COMPLIANCE

Listing

UL Listed

Environment

Suitable for use in dry, damp, and wet environments.

Energy Star Approved

This product is ENERGY STAR® Version 2.2 Certified.

IC Rated

No

Air Tight

No

DLC Listed

No. There is no product category on the Design Lights Consortium (DLC) Qualified Products List for this product to qualify under.

T20 Compliant

No.

T24 JA8 Compliant

Can be used to conform with the requirements of California Title 24 Part 6

California Energy Commission (CEC) Status

Lawful for Sales in California

NEC Compliant

Suitable for use in closets. Compliant with NEC Sec. 410.16 (A)(1) and 410.16 (C1).

IESNA LM-79 & LM80 Testing

RAB LED luminaires and LED components have been tested by an independent laboratory in accordance with IESNA LM-79 and LM-80.

FCC

Complies with Part 15 of the FCC Rules.

RoHS

Mercury and UV free. RoHS-compliant components.

ELECTRICAL

Dimmable

Yes, dimmable down to 10% on compatible TRIAC/ELV dimming systems.

THD

≤20%

Power Factor

≥0.9

Flicker

≤30%

Input Voltage

120V, 120-277V

Operating Frequency

60Hz

Operating Temperature

-4°F to 104°F (-20°C to 40°C)

Beam Angle

110°±10°

LED CHARACTERISTICS

Color Temperature

Field-adjustable dip switch 2700K/3000K/3500K/4000K/5000K

Color Accuracy (CRI)

>90

R9 Value

High color performance with R9 greater than or equal to 50

Color Consistency

4-step MacAdam Ellipse binning to achieve consistent fixture-to-fixture color

Color Stability

LED color temperature is warranted to shift no more than 200K in color temperature over a 5-year period.

Color Uniformity

RAB's range of Correlated Color Temperature follows the guidelines of the American National Standard for Specifications for the Chromaticity of Solid State Lighting (SSL) Products, ANSI C78.377-2017.

OTHER

Warranty

RAB warrants that our LED products will be free from defects in materials and workmanship for a period of five (5) years from the date of delivery to the end user, including coverage of light output, color stability, driver performance and fixture finish.

RAB's warranty is subject to all terms and conditions found at rablighting.com/warranty.

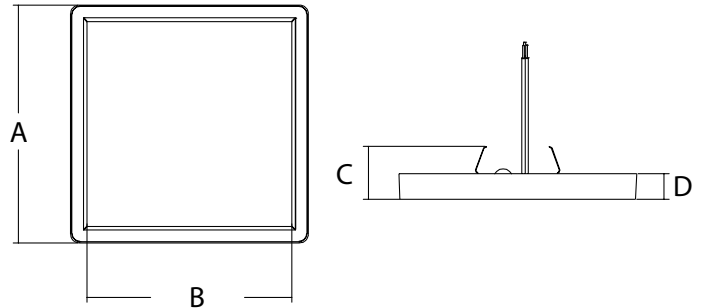
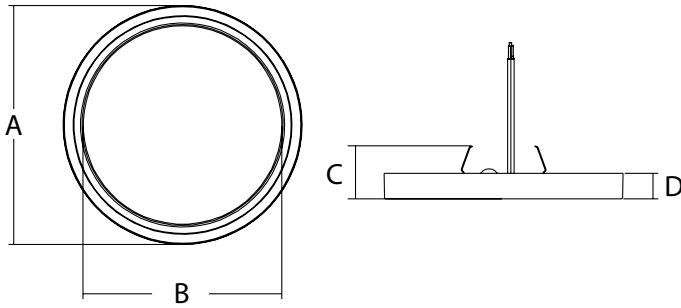
Note

All values are typical (tolerance +/- 10%)

SUMO Field-Adjustable Surface Mount



DIMENSIONS




Catalog Number	Weight	A	B	C	D
SUMO-R-5	0.81 lb	5 1/2"	4 9/16"	1 1/4"	9/16"
SUMO-R-7	1.08 lbs	7"	6 3/16"	1 1/4"	9/16"
SUMO-R-9	1.52 lbs	9"	8 3/16"	1 1/4"	9/16"

Catalog Number	Weight	A	B	C	D
SUMO-S-5	0.90 lb	5 1/2"	4 11/16"	1 1/4"	9/16"
SUMO-S-7	1.26 lbs	7"	6 3/16"	1 1/4"	9/16"
SUMO-S-9	1.80 lbs	9"	8 3/16"	1 1/4"	9/16"

ACCESSORIES

Note: See Downlight Accessory Compatibility Guide at rablighting.com.



DRI-21-EMGR-DC-D10



DRI-25-EMGR-DC

Catalog Number	UPC	Description
DRI-21-EMGR-DC-D10	192552028264	Emergency battery backup driver (<i>field installed</i>) T20 Compliant
DRI-25-EMGR-DC	019813519180	Emergency battery backup driver (<i>field installed</i>)

5.5" Color trim



Black



Brushed Nickel



Bronze

7" Color trim



Black



Brushed Nickel



Bronze

9" Color trim



Black



Brushed Nickel



Bronze

Catalog Number	UPC	Description
SUMO-TRIM-R-5-BLK	192552039918	Color trim for 5.5" SM round black smooth
SUMO-TRIM-R-5-BN	192552039925	Color trim for 5.5" SM round brushed nickel smooth
SUMO-TRIM-R-5-BRZ	192552039932	Color trim for 5.5" SM round bronze smooth
SUMO-TRIM-R-7-BLK	192552039949	Color trim for 7" SM round black smooth
SUMO-TRIM-R-7-BN	192552039956	Color trim for 7" SM round brushed nickel smooth
SUMO-TRIM-R-7-BRZ	192552039963	Color trim for 7" SM round bronze smooth
SUMO-TRIM-R-9-BLK	192552039970	Color trim for 9" SM round black smooth
SUMO-TRIM-R-9-BN	192552039987	Color trim for 9" SM round brushed nickel smooth
SUMO-TRIM-R-9-BRZ	192552039994	Color trim for 9" SM round bronze smooth

SUMO Field-Adjustable Surface Mount



ORDERING INFO

Catalog Number	Certification Model Number	UPC	Case Pack
SUMO-R-5	DLS0174(SUMO-R-5)	192552028844	4
SUMO-R-7	DLS0175(SUMO-R-7)	192552028851	4
SUMO-R-9	DLS0176(SUMO-R-9)	192552028868	4
SUMO-S-5	DLS0177(SUMO-S-5)	192552028875	4
SUMO-S-7	DLS0178(SUMO-S-7)	192552028882	4
SUMO-S-9	DLS0179(SUMO-S-9)	192552028899	4

ORDERING MATRIX

Family	Shape	Size	Color Temperature	Voltage	Finish
SUMO	-	-			
	R Round S Square	5 5.5" (10W) 7 7" (14W) 9 9" (18W)	Blank Field-Adjustable 2700/3000/3500/4000/5000K	Blank 120V	Blank White