

NUTP15 Series

24V Standard Output COB LED Tape Light

Source: 2.4W/ft. LED
210lm/ft.

Type

Project

Catalog No.

Notes

PRODUCT DESCRIPTION

24V Standard Output COB LED Tape creates a uniform seamless line of light, without the need for additional diffused covers or accessories. Producing over 210 lumens per foot in dedicated color temperatures, tape light is a perfect solution for low clearance or reflective surfaces to eliminate all glare or dotting.

FEATURES

- 24V system - requires Class 2 LED driver
- Seamless COB eliminates LED dotting
- Over 210 lumens at 2.4W per foot
- Dedicated color temperatures (2700K, 3000K, 3500K, 4000K)
- Cuttable every 1.79" and connectable with accessories
- Easy installation with 3M™ adhesive pre-installed
- cULus listed for indoor dry locations (IP20 rated)

SPECIFICATION

Construction: Uncoated LED tape can be cut every 1.79" at marked intervals. Cutting does not effect circuit and can be connected to accessories. Each roll includes (1) 12" power cord, clear mounting clips and screws.

Mounting: Tape light includes pre-installed 3M™ adhesive tape for simple installation. Optional channels or clips are available.

[NATLCB-709](#): Clear Mounting Clips (pack of 15)

[NATL-C23](#): 4' Shallow Recessed Channel

[NATL2-C23](#): 4' Shallow Recessed Channel

[NATL-C24](#): 4' Shallow Channel

[NATL2-C24](#): 4' Shallow Channel

[NATL-C25](#): 4' Deep Recessed Channel

[NATL2-C25](#): 4' Deep Recessed Channel

[NATL-C26](#): 4' Deep Channel

[NATL2-C26](#): 4' Deep Channel

[NATL-C27](#): 4' J-Style Channel

[NATL-C28](#): 4' Corner Channel

[NATL2-C29](#): 4' Trimless Recessed Channel

ELECTRICAL

Input Voltage: 24VDC

Lumens / Wattage: 210lm / 2.4W per foot

Color Temperature: 2700K, 3000K, 3500K or 4000K

Color Rendering Index: 90+ CRI

Beam Spread: 120° Wide Flood

Operating Temperature: -20°C to 45°C

Dimming: Specified by driver

Maximum Length: 40' max.

ACCESSORIES

[NATLCB-708](#): 12" Hardwire Power Cord

[NATLCB-708/BC](#): 6" Power Cord w/Power Line Connector

[NATLCB-TB](#): Terminal Block for Cord (not included)

[NATLCB-TB/60](#): Terminal Block with 60" Cord (included)

[NATLCB-TB707](#): Terminal Block for Tape-to-Tape

[NATLCB-707](#): End to End Connector

[NATLCB-703](#): 3" Linking Cable

[NATLCB-706](#): 6" Linking Cable

[NATLCB-718](#): 18" Linking Cable

[NATLCB-736](#): 36" Linking Cable

[NATLCB-772](#): 72" Linking Cable

[NATLCB-L](#): L Connector

[NATLCB-T](#): T Connector

[NATLCB-X](#): X Connector

LABELS AND LISTINGS

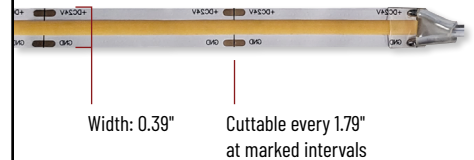
- cULus Listed for Dry Locations
- IP20 rated
- RoHS compliant
- 5-Year Limited Warranty



Performance Data

Part Number	Lumens Per Foot	CCT
NUTP15-COB24CVXX-927	240lm/ft.	2700K
NUTP15-COB24CVXX-930	252lm/ft.	3000K
NUTP15-COB24CVXX-935	260lm/ft.	3500K
NUTP15-COB24CVXX-940	282lm/ft.	4000K

PRODUCT IMAGES & DIMENSIONS



Optional Accessories

Description

[NATLCB-708](#) = 12" Hardwire Power Cord

[NATLCB-708/BC](#) = 6" Power Cord with Female Power Line Connector

[NATLCB-TB](#) = Terminal Block for Cord (not included)

[NATLCB-TB/60](#) = Terminal Block with 60" Cord (included)

[NATLCB-TB707](#) = Terminal Block for Tape-to-Tape

[NATLCB-707](#) = End to End Connector

[NATLCB-703](#) = 3" Linking Cable

[NATLCB-706](#) = 6" Linking Cable

[NATLCB-718](#) = 18" Linking Cable

[NATLCB-736](#) = 36" Linking Cable

[NATLCB-772](#) = 72" Linking Cable

[NATLCB-L](#) = L Connector

[NATLCB-T](#) = T Connector

[NATLCB-X](#) = X Connector

[NATL-C23](#) = 4' Shallow Recessed Channel

[NATL2-C23](#) = 4' Shallow Recessed Channel

[NATL-C24](#) = 4' Shallow Channel

[NATL2-C24](#) = 4' Shallow Channel

[NATL-C25](#) = 4' Deep Recessed Channel

[NATL2-C25](#) = 4' Deep Recessed Channel

[NATL-C26](#) = 4' Deep Channel

[NATL2-C26](#) = 4' Deep Channel

[NATL-C27](#) = 4' J-Style Channel

[NATL-C28](#) = 4' Corner Channel

[NATL2-C29](#) = 4' Trimless Recessed Channel

[NATLCB-709](#) = Clear Mounting Clips (pack of 15)

24V Standard Output COB LED Tape Light Roll

Length	Color Temperature
NUTP15-COB24CV16 = 16' Roll	-927 = 2700K
NUTP15-COB24CV100 = 100' Roll	-930 = 3000K
	-935 = 3500K
	-940 = 4000K

Example: [NUTP15-COB24CV16-930](#) = 16.4' 24V Standard Output COB LED Tape Light Roll, 3000K

NUTP15 Series

24V Standard Output COB LED Tape Light Accessories

Type _____
 Project _____
 Catalog No. _____
 Notes _____



12" Hardwire Power Cord

NATLCB-708

12" Cable used to hardwire tape light to a compatible 24VDC LED driver.



6" Power Cord w/Power Line Connector

NATLCB-708/BC

6" Cable used to connect tape light to a compatible 24VDC LED driver with power line connector.



Terminal Block for Cord (not included)

NATLCB-TB

Terminal block used to connect tape light to power cord (16 awg max., not included). Can also be used to jump power to another run.



Terminal Block with 60" Cord

NATLCB-TB/60

Terminal block used to connect tape light to power cord (16 awg max., not included). Can also be used to jump power to another run.



Terminal Block for Tape-to-Tape

NATLCB-TB707

Terminal block used to connect two tape light sections together.



End to End Connector

NATLCB-707

Connects two tape light sections together.



Linking Cables

- NATLCB-703** 3" Cable
 - NATLCB-706** 6" Cable
 - NATLCB-718** 18" Cable
 - NATLCB-736** 36" Cable
 - NATLCB-772** 72" Cable
- Cable used to connect (2) tape light sections



L Connector

NATLCB-L


Connects two tape light sections together.



T Connector

NATLCB-T

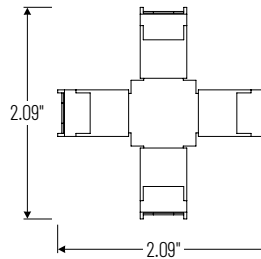
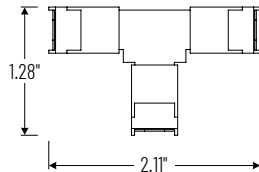
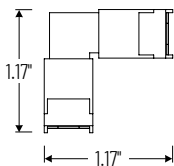
Connects three tape light sections together.



X Connector

NATLCB-X

Connects four tape light sections together.



NUTP15 Series


24V Standard Output COB LED Tape Light Accessories

Type

Project

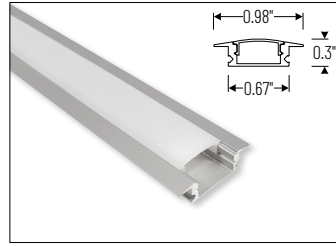
Catalog No.

Notes




4' Shallow Recessed Channel

NATL-C23A Aluminum Finish
Used to mount tape light recessed in a surface. 4' length and field cuttable. Diffused lens and end caps are included.



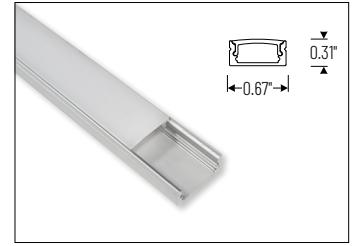
4' Shallow Recessed Channel

NATL2-C23A Aluminum Finish
Used to mount tape light recessed in a surface. 4' length and field cuttable. Diffused lens, end caps and mounting hardware are included.



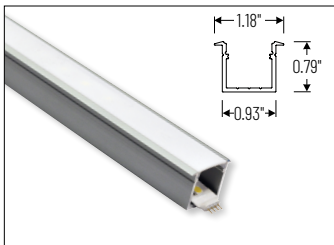
4' Shallow Channel

NATL-C24A Aluminum Finish
NATL-C24B Black Finish
NATL-C24W White Finish
Used to mount tape light to flat surface. 4' length and field cuttable. Diffused lens and end caps are included.



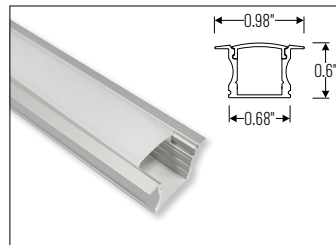
4' Shallow Channel

NATL2-C24A Aluminum Finish
Used to mount tape light to flat surface. 4' length and field cuttable. Diffused lens, end caps and mounting hardware are included.



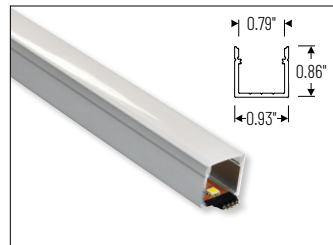
4' Deep Recessed Channel

NATL-C25A Aluminum Finish
Used to mount tape light recessed in a surface. 4' length and field cuttable. Diffused lens and end caps are included.



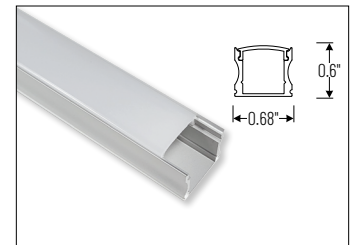
4' Deep Recessed Channel

NATL2-C25A Aluminum Finish
Used to mount tape light recessed in a surface. 4' length and field cuttable. Diffused lens, end caps and mounting hardware are included.



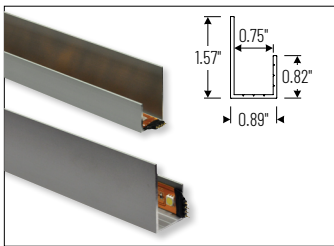
4' Deep Channel

NATL-C26A Aluminum Finish
NATL-C26W White Finish
Used to mount tape light to flat surface. 4' length and field cuttable. Diffused lens and end caps are included.



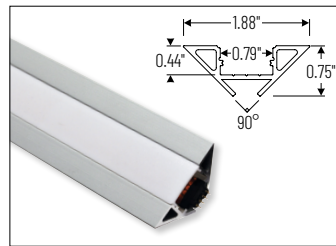
4' Deep Channel

NATL2-C26A Aluminum Finish
Used to mount tape light to flat surface. 4' length and field cuttable. Diffused lens, end caps and mounting hardware are included.



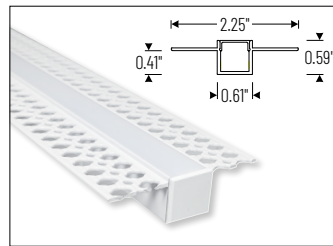
4' J-Style Channel

NATL-C27A Aluminum Finish
Used to mount tape light to flat surface. 4' length and field cuttable.



4' Corner Channel

NATL-C28A Aluminum Finish
NATL-C28B Black Finish
NATL-C28W White Finish
Used to mount tape light to a corner. 4' length and field cuttable. Diffused lens and end caps are included.



4' Trimless Recessed Channel

NATL2-C29W White Finish
Used to mount tape light in-wall with a seamless appearance. 4' length and field cuttable. Diffused lens and end caps are included.



Clear Mounting Clips

NATLCB-709
Pack of 15 clear mounting clips and screws to mount tape light to flat surface.

NUTPI5 Series

24V Standard Output COB LED Tape Light Drivers & Accessories

Type

Project

Catalog No.


Notes



Direct Plug-In LED Driver

NATL-524W 24V 24W
NATL-545W 24V 45W

Input Voltage: 120V
Cable Length: 6'



Direct Plug-In LED Driver

NATL-596W 24V 96W

Input Voltage: 120V
Input Wire: 44" Cord and Plug
Output Wire: 58" Power line connector



Class 2 Universal Dimming Driver

NPSU-60W/24 60W
NPSU-96W/24 96W
NPSU-3X96W/24 3x 96W

Input Voltage: 110-277V
Dimming: Triac, ELV, MLV, 0-10V, PWM
Note: Power Line Connector(s) not included



Class 2 Hardwire LED Driver
ELV Dimming

NATLED-5040HW 24V 40W
NATLED-5075HW 24V 75W

Input Voltage: 120V
Dimming: ELV
Includes: 10' Power Line Connector



Class 2 Hardwire LED Driver
MLV Dimming

NMT-48/24C2D1 48W

Input Voltage: 120V
Dimming: Magnetic Low Voltage
Includes: 10' Power Line Connector



Class 2 Hardwire LED Driver
with Breakers, MLV Dimming

NMT-303/24C2D1 120V input
NMT-303/24C2D2 277V input

Input Voltage: 120V or 277V
Dimming: Magnetic Low Voltage
Breakers: (3) 100W
Note: Power Line Connector(s) not included



Class 2 Hardwire LED Driver
with Regulator, MLV Dimming

NMTD-60/24D 24V 60W
NMTD-96/24D 24V 96W

Input Voltage: 120-277V
Dimming: Magnetic Low Voltage
Regulator: Integral regulator for constant current and voltage
Includes: 10' Power Line Connector



NEXUS® All-in-One LED Driver and
Dimmer

NATL-SWEX60/24A 24V 60W
NATL-SWEX100/24A 24V 100W

Input Voltage: 120V
Dimming: Integral Dimmer
Description: Eliminates the driver and allows 120V input and 24V output from a single gang box. 100-5% dimming and on/off switch.



Power Line Connector

NALTL-10 10' Power Line
NALTL-30 30' Power Line

For use with Class 2 drivers. Carries output from driver, requires power line interconnectors.

NATL-302W 5" Splitter

Splits power line connector into two separate leads, requires power line cable.



Touch Dimmer with Memory

NATL-518W

72W max., no power fail memory, touch on/off and hold to dim.



Low Voltage Splice Box

NATL-415W

Use to join low voltage lead to power line connector.



Terminal Block

NATL-407 4-Way

2-3/8"L x 1-1/8"W x 1/8"D

NATL-408 8-Way

4"L x 1-1/8"W x 1/8"D



Wire Clip, Plastic - 10pk

NATL-404W

J-Clip

NATL-405W

Over the Wire

NATL-406W

Square Clip



2' Wire Raceway

NATL-422B

Black

NATL-422W

White

Field-cuttable plastic. Includes wire channel with double faced tape and cover.