

# LSM-25FX

## 2.2W INDOOR FLEXIBLE LED STRIP

Project \_\_\_\_\_

Location \_\_\_\_\_

Quote/ Ref # \_\_\_\_\_

**LSM-25FX** series is a bendable LED strip offered in a low profile design. At 2.2 watts per foot, this LED strip delivers 185 Lumens, dimmable and field cuttable. Suitable for cove lighting, display cases, under cabinets and signage. Rated to last 50,000 hrs, this indoor LED strip is ideal for most residential and commercial application.



### SPECIFICATIONS

INPUT VOLTAGE	24V DC
POWER CONSUMPTION	2.2W/Ft.
NO. OF LEDS	27 LEDs per Ft.
LUMEN OUTPUT	185 Lm/Ft. (3000K)
CRI	95+
COLOR TEMPERATURE	24K / 27K / 30K / 35K / 40K / 50K / 60K
DIMMING	MLV, ELV, 0-10 AND TRIAC
MAXIMUM RUN LENGTH	30 Ft.
CUTTABLE	Every 2.86 in (72.61mm)
BINNING	1.5 Step Macadam Elipse
OPERATING TEMPERATURE	-40°F (-40°C) ~ +140°F (+60°C)
BEAM ANGLE	120°
IP RATING	Dry location (Indoor)
CERTIFICATIONS	UL Listed, TITLE 24 JA8
LUMEN MAINTENANCE	50,000 Hrs.

### LUMENS

CCT	LM/ FT	CRI	R9	R13
2400K	177	92	69	96
2700K	185	93	81	96
3000K	189	90	71	93
3500K	198	91	75	95
4000K	198	91	79	96
5000K	207	93	88	99
6000K	207	90	76	95

\*Approved for closet / storage space installation per NEC 410.16(A)(3) and 410.16(C)(5)

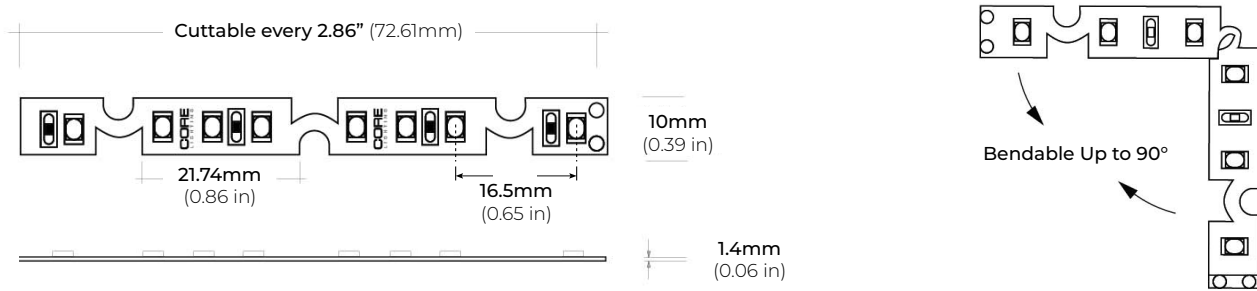


MODEL	COLOR TEMP	LENGTH	VOLTAGE
LSM25FX	<b>24K</b> 2400K	<b>16</b> 16 Ft.	<b>24V</b> 24V DC
	<b>27K</b> 2700K	<b>100</b> 100 Ft.	
	<b>30K</b> 3000K	<b>1'XX</b> per Ft.	
	<b>35K</b> 3500K		
	<b>40K</b> 4000K		
	<b>50K</b> 5000K		
	<b>60K</b> 6000K		
*1 = Custom length per FT. (Cutttable every 2.86")			

# LSM-25FX

## 2.2W INDOOR FLEXIBLE LED STRIP

### DIMENSIONS

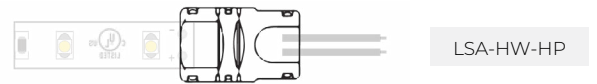


### COMPATIBLE CONNECTORS

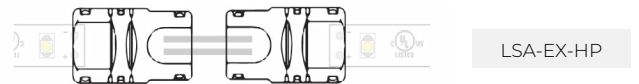
#### HP PRO CONNECTORS

QUICK CONNECT SNAP-ON

- LSA-HW8-HP 8" HARDWIRE CONNECTOR
- LSA-HW24-HP 24" HARDWIRE CONNECTOR
- LSA-HW60-HP 60" HARDWIRE CONNECTOR
- LSA-HW120-HP 120" HARDWIRE CONNECTOR



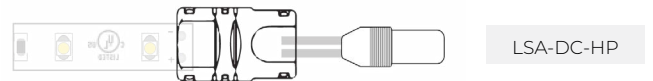
- LSA-EX3-HP 3" LINK
- LSA-EX8-HP 8" LINK
- LSA-EX24-HP 24" LINK



- LSA-MC-HP MINI COUPLING



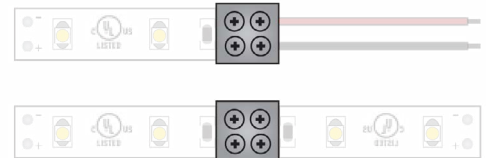
- LSA-DC24-HP 24" DC CONNECTOR



#### LSA-TB

SOLDERLESS LED STRIP/ WIRE BLOCK CONNECTOR

- LSA-TB-HWC 6A HARDWIRE CONNECTOR
- LSA-TB-MC STRIP TO STRIP COUPLING
- LSA-TB-HWP-10A 10A HARDWIRE CONNECTOR



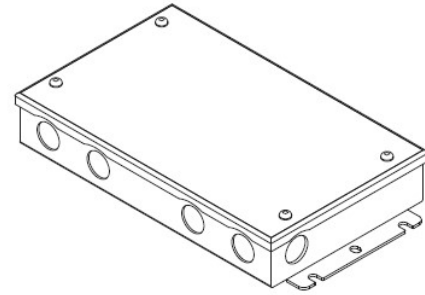
# LSM-25FX

## 2.2W INDOOR FLEXIBLE LED STRIP

### COMPATIBLE TRANSFORMERS

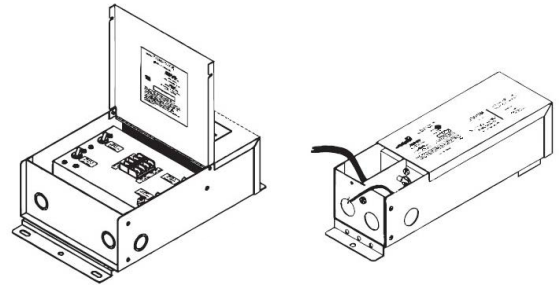
#### PSDL SERIES TRIAC DIMMABLE

PSDL-30W-24V	CLASS 2	6.5" X 3.63" X 1.03"
PSDL-60W-24V	CLASS 2	7.4" X 3.63" X 1.03"
PSDL-96W-24V	CLASS 2	8.67" X 3.67 X 1.62"
PSDL-150W-24V		8.67" X 3.67" X 1.62"
PSDL-192W-24V	CLASS 2	10.25" X 4.06" X 1.82"
PSDL-200W-24V		10.25" X 4.06" X 1.82"
PSDL-288W-24V	CLASS 2	10.25" X 4.06" X 1.82"
PSDL-300W-24V		10.25" X 4.06" X 1.82"



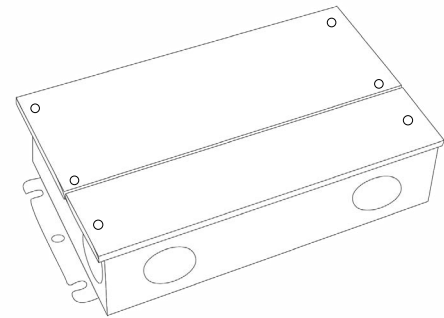
#### PSDH SERIES HIGH PERFORMANCE MAGNETIC LOW VOLTAGE (MLV)

PSDH-48W-24V	CLASS 2	11.25" X 3.37" X 3.25"
PSDH-96W-24V	CLASS 2	11.25" X 3.37" X 3.25"
PSDH-288W-24V	CLASS 2	14.25" X 8.43" X 4.43"



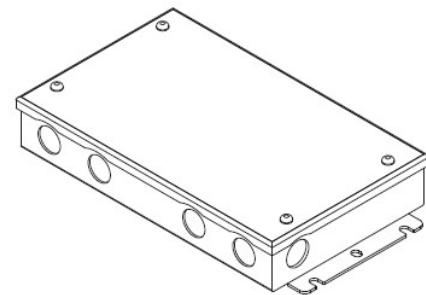
#### PSRX SERIES 4-IN-1 DIMMING DRIVER

PSRX-30W-24V	CLASS 2	6.5" X 3.72" X 1.57"
PSRX-60W-24V	CLASS 2	7.4" X 3.72" X 1.57"
PSRX-96W-24V	CLASS 2	8.66" X 3.72" X 1.57"
PSRX-150W-24V		10.24" X 4.13" X 1.77"
PSRX-192W-24V	CLASS 2	11" X 4" X 1.82"
PSRX-200W-24V		10.24" X 4.13" X 1.77"
PSRX-288W-24V	CLASS 2	11.85" X 4.25" X 1.82"
PSRX-300W-24V		10.94" X 4.33" X 1.77"



#### PSVT SERIES 0-10V DIMMING DRIVER

PSVT-60W-24V	CLASS 2	7.4" X 3.72" X 1.57"
PSVT-96W-24V	CLASS 2	8.66" X 3.72" X 1.57"
PSVT-200W-24V		10.24" X 4.13" X 1.77"
PSVT-288W-24V	CLASS 2	11.85" X 4.25" X 1.81"
PSVT-300W-24V		10.94" X 4.33" X 1.77"



# LSM-25FX

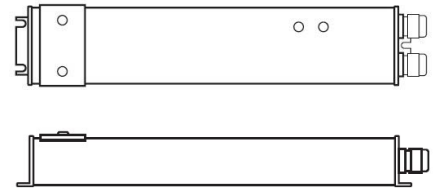
## 2.2W INDOOR FLEXIBLE LED STRIP

### COMPATIBLE TRANSFORMERS

#### PSDE SERIES

0-10V DIMMING W/ JUNCTION BOX

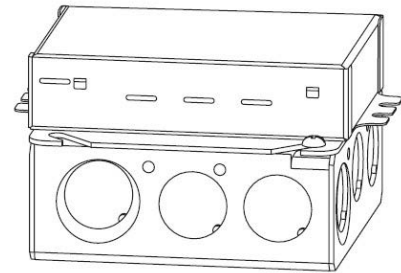
PSDE-60W-24V-010-JB	CLASS 2	12.1" X 2.36" X 1.4"
PSDE-96W-24V-010-JB	CLASS 2	12.1" X 2.36" X 1.4"



#### LUTRON 1%


3-WIRE DIMMING

L3DA4U1UKL-CV240	CLASS 2	4.89" X 4" X 2.62"
------------------	---------	--------------------



#### LUTRON 1%

PSDE-96W-24V-ECO	CLASS 2	10.5" X 3.0" X 2.0"
------------------	---------	---------------------



### COMPATIBLE NON-DIMMING DRIVERS

#### PSHK SERIES

NON-DIMMING CONSTANT VOLTAGE WITH JUNCTION BOX

PSHK-30W-24V	CLASS 2	6.5" X 3.6" X 1.02"
PSHK-60W-24V	CLASS 2	7.4" X 3.62" X 1.02"
PSHK-96W-24V	CLASS 2	8.66" X 3.66" X 1.61"
PSHK-150W-24V		10.24" X 4.06" X 1.81"
PSHK-200W-24V		10.24" X 4.06" X 1.81"
PSHK-288W-24V	CLASS 2	11.85" X 4.25" X 1.82"
PSHK-300W-24V		10.24" X 4.25" X 1.81"

