

SL SERIES Outdoor Lighting

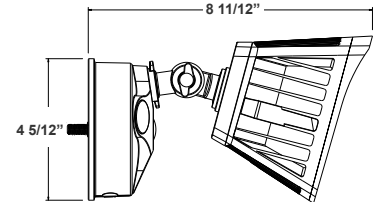
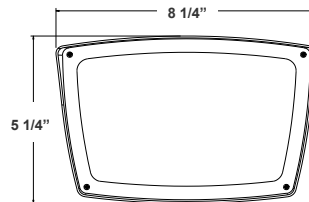
SL-40W-MCT-WH-D
LED DIMMABLE SECURITY LIGHTS

WESTGATE
THE FUTURE IS HERE...AND IT'S QUITE BRIGHT!

Customer Name: _____

Project Name: _____

Note: _____ Type: _____



LED Security Light with Triple head, Suitable for Outdoor applications, Ideal for doorway, pathway and alleys and Great for use with optional motion sensors or photocell.

8 1/4"(W) x 4 1/4"(H) x 8 11/12"(D)

Features

- 7-Year Warranty
- Die-cast Aluminum, Powder Coated
- Multi-CCT: Selectable Switch is on the bottom of the base

Technical Specifications

Electrical:

- Voltage: 120V AC, 50/60Hz
- Wattage: 40W
- Power Factor: >0.9
- Efficacy: 120 LM/W

Mechanical:

- Die-cast Aluminum, Powder Coated
- Strict Waterproof Treatment Technology, in line with International Waterproof and Dust proof Standards
- Contains no mercury
- Operating Temperature: -40°F~104°F
- Suitable for Wet Location
- 7-Year Warranty

Lighting:

- Multi-CCT: Selectable Switch is on the bottom of the base
- Color temperature: 3000K/4000K/5000K
- Total Lumens: 4800LM
- Color Rendering index: >80
- Beam Angle: 100°
- Lifespan: 70000 Hrs.

Applications:

- Ideal for doorway, pathway and alleys
- Great for use with optional motion sensors or photocell

Other Model:

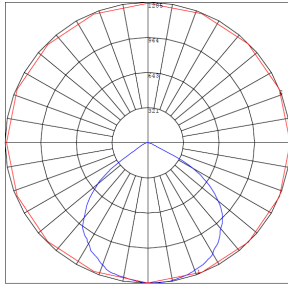
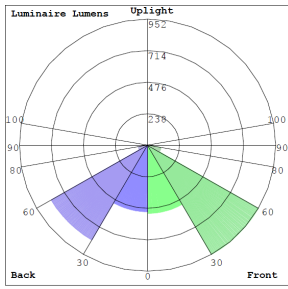
- 28W | 2400LM | SL-28W-MCT-WH-D



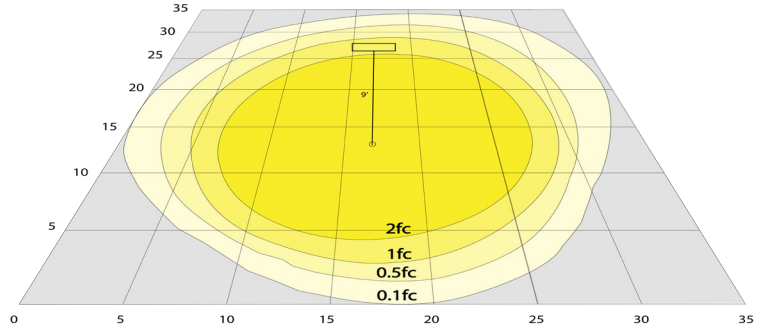
Phone: (877) 805-2252 | Fax: (877) 805-2252
www.westgatemfg.com



Photometrics: SL-40W-MCT-WH-D



BUG Rating: B2-U1-G0



28W, 5000K Area 35'x 35' Mounting Height: 9'

Other Views:



Side View



Front View



Back View

Performance Table: SL-40W-MCT-WH-D

MODEL NO.	Wattage	Voltage	Lumens	Color Temp.	BUG Rating	LPW
SL-40W-MCT-WH-D	40W	120-277V	4800LM	3000K 4000K 5000K	B2-U1-G0	120

Sample Ordering

Model	Min. Watt	Color Temp.	Housing	Dimming
SL	40W	MCT	WH	D

Accessories:

Blank = No Option
 SL-PC = 120VAC, UL-RECOG MINIATURE PHOTOCELL "FOR SL SERIES ONLY" 100W Max Load
 SL-PIR-WH = 180° 350W Max Load, MOTION SENSOR (WHITE OR BRONZE) WITH LONG ARM CAN BE USED WITH ALL OUTDOOR FIXTURES
 SL-HPIR-WH = 240° 350W Max Load, MOTION SENSOR (WHITE OR BRONZE) CAN BE USED WITH ALL OUTDOOR FIXTURES

Accessories:



SL-PC



SL-PIR-BZ



SL-HPIR-BZ

Example:

1. SL-40W-MCT-WH-D

(For SL 40W 5000K MCT fixture 120V-277V)

2. SL-40W-MCT-WH-D
 SL-PC

(For SL 40W 5000K MCT fixture 120V-277V)
 (120VAC, UL-RECOG MINIATURE PHOTOCELL "FOR SL SERIES ONLY" 100W Max Load)

