

3" Ultra Slim LED Gimbal Lights (600 lm)

For use with direct contact to insulation



Features

- For indoor use only
- 8W
- CRI 90+
- 120V
- ETL Listed
- ENERGY STAR compliant
- Dimmable Triac/ELV
- For EM Backup use KEM-ERT

Specifications

| | |
|----------------------|-----------------------------------|
| Wattage | 8W |
| Lumens | 600 lm |
| Voltage | 120V |
| Color Temp. | 2700K, 3000K, 3500K, 4000K, 5000K |
| Dimmable | Triac/ELV |
| Lamp Type | LED |
| CRI | 90+ |
| Damp Location | Listed |

Options



White

Bronze

Black

Technical Details

Optics: Polycarbonate lens diffuses light evenly throughout space with no LED pixelation.

Construction: IC rated driver and fixture are tested and approved for direct contact with insulation. Aluminum die-cast trim with durable powdercoat finish preventing rust and paint cracking. Plenum rated cable connector to connect from module to remote driver box. Isolated driver integrated inside aluminum remote box with two 7/8" knockouts with slots for pryout.

Installation: Designed for super shallow ceiling plenums without any housing. High strength steel spring clip for easy installation. Hole cut out template provided for accurate hole size for proper trim installation.

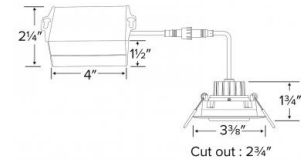
Electrical: Included driver connects directly to 120V power supply. Standard input wattage is 9W, 55 lumens per watt. Replaces 50W incandescent.

Dimmability: Works with 120V Triac and ELV type dimmers. Dims down to 10%. For full list of dimmers, refer to the ELM System Dimmer Compatibility List.

Listings: ETL Listed for DAMP Locations. ENERGY STAR® Certified. IC-Rated for direct contact with insulation. Air Tight certified in accordance with ASTM E283-2004. California Title 24 Compliant (JA8-2016-E)

Warranty: 5-year limited warranty.

Dimensions



Product Numbers

| Item | Lamp type | Lumens | CCT | Watts | Voltage | Dimming | Finish |
|-------------|-----------|--------|-----------------------------------|-------|---------|-----------|------------|
| ERT318CT5W | LED | 600 lm | 2700K, 3000K, 3500K, 4000K, 5000K | 8W | 120V | Triac/ELV | All White |
| ERT318CT5BZ | LED | 600 lm | 2700K, 3000K, 3500K, 4000K, 5000K | 8W | 120V | Triac/ELV | All Bronze |
| ERT318CT5B | LED | 600 lm | 2700K, 3000K, 3500K, 4000K, 5000K | 8W | 120V | Triac/ELV | All Black |

Product Number Builder Example: **ERT318CT5W**

High Lumen Round Panel Light

Color Temp

Finish

ERT318

CT5 2700K - 5000K

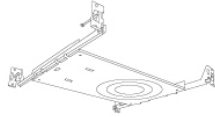
W All White
BZ All Bronze
B All Black

Compatible Products

For use with 3" Elm™ System Downlights



3" Elm™ New Construction Frames



Universal Frame for 3" Gimbal Lights
New Construction

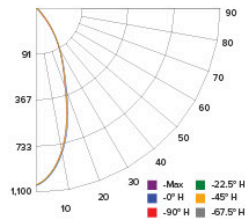
| CAT NO. | SPECIFICATIONS |
|---------|----------------------|
| E246LF1 | For 3" Gimbal Lights |

Photometric Report

3" Ultra Slim LED Gimbal Lights with 5-CCT Switch

PHOTOMETRIC REPORT

Product #: ERT318CT5 @2700K
 Wattage / Lumens: 7.56W / 548.3 lm
 Luminaire LPW: 72.5 lm/W



CANDLE POWER SUMMARY

| Degree Vertical | 0° |
|-----------------|------|
| 0 | 1004 |
| 5 | 973 |
| 15 | 686 |
| 25 | 350 |
| 35 | 121 |
| 45 | 30 |
| 55 | 14 |
| 65 | 11 |
| 75 | 6 |
| 85 | 2 |
| 90 | 0 |

ILLUMINANCE AT A DISTANCE

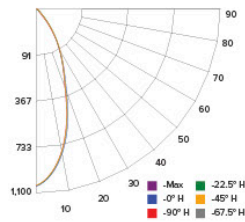
| Distance to Target Plane | Center Beam Footcandles | Beam Diameter |
|--------------------------|-------------------------|---------------|
| 4' | 62.7 | 2.8' |
| 6' | 27.9 | 4.2' |
| 8' | 15.7 | 5.6' |
| 10' | 10.0 | 7.0' |

ZONAL LUMEN SUMMARY

| Zone | Lumens | %Luminaire |
|-------|--------|------------|
| 0-30° | 419.0 | 76.5 |
| 0-40° | 492.5 | 89.9 |
| 0-60° | 529.7 | 96.6 |
| 0-90° | 548.0 | 100 |

PHOTOMETRIC REPORT

Product #: ERT318CT5 @3000K
 Wattage / Lumens: 7.41W / 575.3 lm
 Luminaire LPW: 77.6 lm/W



CANDLE POWER SUMMARY

| Degree Vertical | 0° |
|-----------------|------|
| 0 | 1050 |
| 5 | 1015 |
| 15 | 706 |
| 25 | 359 |
| 35 | 126 |
| 45 | 32 |
| 55 | 15 |
| 65 | 12 |
| 75 | 6 |
| 85 | 2 |
| 90 | 0 |

ILLUMINANCE AT A DISTANCE

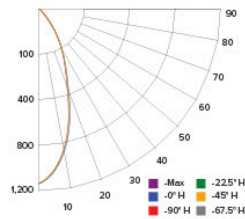
| Distance to Target Plane | Center Beam Footcandles | Beam Diameter |
|--------------------------|-------------------------|---------------|
| 4' | 65.6 | 2.8' |
| 6' | 29.2 | 4.2' |
| 8' | 16.4 | 5.6' |
| 10' | 10.5 | 7.0' |

ZONAL LUMEN SUMMARY

| Zone | Lumens | %Luminaire |
|-------|--------|------------|
| 0-30° | 438.6 | 76.3 |
| 0-40° | 516.4 | 89.8 |
| 0-60° | 555.7 | 96.6 |
| 0-90° | 575.1 | 100 |

PHOTOMETRIC REPORT

Product #: ERT318CT5 @3500K
 Wattage / Lumens: 7.2W / 615.2 lm
 Luminaire LPW: 85.4 lm/W



CANDLE POWER SUMMARY

| Degree Vertical | 0° |
|-----------------|------|
| 0 | 115 |
| 5 | 1070 |
| 15 | 732 |
| 25 | 371 |
| 35 | 133 |
| 45 | 34 |
| 55 | 16 |
| 65 | 13 |
| 75 | 6 |
| 85 | 2 |
| 90 | 0 |

ILLUMINANCE AT A DISTANCE

| Distance to Target Plane | Center Beam Footcandles | Beam Diameter |
|--------------------------|-------------------------|---------------|
| 4' | 69.7 | 2.8' |
| 6' | 31 | 4.2' |
| 8' | 17.4 | 5.6' |
| 10' | 11.1 | 7' |

ZONAL LUMEN SUMMARY

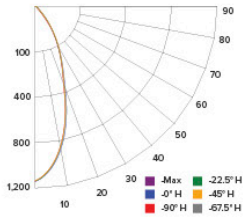
| Zone | Lumens | %Luminaire |
|-------|--------|------------|
| 0-30° | 467.3 | 76 |
| 0-40° | 551.5 | 89.7 |
| 0-60° | 594.2 | 96.6 |
| 0-90° | 615 | 100 |

Photometric Report

3" Ultra Slim LED Gimbal Lights with 5-CCT Switch

PHOTOMETRIC REPORT

Product #: ERT318CT5 @4000K
 Wattage / Lumens: 7.3W / 631.1 lm
 Luminaire LPW: 86.5 lm/W



CANDLE POWER SUMMARY

| Degress Vertical | 0° |
|------------------|------|
| 0 | 1137 |
| 5 | 1086 |
| 15 | 733 |
| 25 | 370 |
| 35 | 134 |
| 45 | 34 |
| 55 | 16 |
| 65 | 13 |
| 75 | 6 |
| 85 | 3 |
| 90 | 0 |

ILLUMINANCE AT A DISTANCE

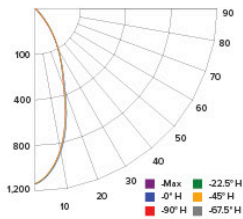
| Distance to Target Plane | Center Beam Footcandles | Beam Diameter |
|--------------------------|-------------------------|---------------|
| 4' | 71.1 | 2.8' |
| 6' | 31.6 | 4.2' |
| 8' | 17.8 | 5.7' |
| 10' | 11.4 | 7.1' |

ZONAL LUMEN SUMMARY

| Zone | Lumens | %Luminaire |
|-------|--------|------------|
| 0-30° | 477.9 | 75.8 |
| 0-40° | 565.2 | 89.6 |
| 0-60° | 609.3 | 96.6 |
| 0-90° | 630.8 | 100 |

PHOTOMETRIC REPORT

Product #: ERT318CT5 @5000K
 Wattage / Lumens: 7.46W / 629.7 lm
 Luminaire LPW: 84.4 lm/W



CANDLE POWER SUMMARY

| Degress Vertical | 0° |
|------------------|------|
| 0 | 1125 |
| 5 | 1072 |
| 15 | 718 |
| 25 | 363 |
| 35 | 135 |
| 45 | 35 |
| 55 | 16 |
| 65 | 13 |
| 75 | 7 |
| 85 | 3 |
| 90 | 0 |

ILLUMINANCE AT A DISTANCE

| Distance to Target Plane | Center Beam Footcandles | Beam Diameter |
|--------------------------|-------------------------|---------------|
| 4' | 70.3 | 2.8' |
| 6' | 31.3 | 4.3' |
| 8' | 17.6 | 5.7' |
| 10' | 11.3 | 7.1' |

ZONAL LUMEN SUMMARY

| Zone | Lumens | %Luminaire |
|-------|--------|------------|
| 0-30° | 475 | 75.5 |
| 0-40° | 563.2 | 89.5 |
| 0-60° | 607.9 | 96.6 |
| 0-90° | 629.4 | 100 |



ELCO Lighting

Dimmer Compatibility Chart

Elm™ System High Lumen LED Downlights

For ERT215, ERT218, ERT318, ERT411, ERT412, ERT416, ERT425
ERT611, ERT612Series, ERT2HL08CT5, ERT2HL10CT5, and ERT4L10CT5

For Reference Only

Testing conducted by ELCO Lighting is not a substitute for and does not imply certification by an independent laboratory or any other standards certification. Refer to manufacturer specifications for more detailed information on product certifications and standards. Consult the dimmer manufacturer prior to installation to ensure compatibility.

| Manufacturer | Product | Part Number | Dimmed Light Output Range |
|--------------|---|-------------|---------------------------|
| Lutron | Ariadni, 120V AC, 60Hz, 150W LED/CFL, 600W Incandescent/Halogen, Single Pole, 3-Way | AYCL-153P | 10% - 100% |
| | Diva, 120V AC, 60Hz, 600W Incandescent/Halogen, Single Pole, 3-Way | DV-600PR | 1% - 100% |
| | Diva, 120V, 60Hz, 150W LED/CFL, 600W Incandescent/Halogen, Single Pole, 3-Way | DVCL-153P | 10% - 100% |
| | Maestro, 120V, 50/60Hz, 150W LED/CFL, 600W Incandescent/Halogen, Single Pole, 3-Way | MACL-153M | 10% - 100% |
| | Nova, 120V AC, 60Hz, 600W Incandescent/Halogen, Single Pole, 3-Way | D-600P | 10% - 100% |
| | Nova, 120V AC, 300W Load Rating, Single Pole, 3-Way, Residential/Commercial Application | NTELV-300P | 10% - 100% |
| | Skylark, Single Pole 600W Incandescent/Halogen, Slide-to-Off Dimmer | S-600P | 10% - 100% |
| | Skylark Contour, 120V, 60Hz, 600W Incandescent/Halogen, Single Pole, 3-Way | CT-600P | 1% - 100% |
| | Skylark, 120V, 60Hz, 150W LED/CFL, 600W Incandescent/Halogen, Single Pole, 3-Way | CTCL-153P | 10% - 100% |
| | Toggler, 120V AC, 60Hz, 600W Incandescent/Halogen, Single Pole, 3-Way | TG-600P | 10% - 100% |
| | Toggler, 120V AC, 60Hz, 150W LED/CFL, 600W Incandescent, Single Pole, 3-Way | TGCL-153P | 10% - 100% |
| Leviton | SureSlide, 120V AC 60Hz, 600W for LED and CFL, 600W for Incandescent, Single Pole, 3-Way, Polycarbonated Housing | 6633 | 10% - 100% |
| | SureSlide Decora, 120V AC, 60Hz, 150W LED/CFL, 600W Incandescent, Single Pole, 3-Way, Commercial Application | 6674 | 20% - 100% |
| | Trimatron, 120V AC, 60Hz, 600W Incandescent, Single Pole, 3-Way, | 6602 | 20% - 100% |
| | ILLUMATECH Universal, 120V AC 60Hz, 150W LED/CFL, 600W Incandescent, Single Pole, 3-Way, Residential/Commercial Application | IPL06 | 1% - 100% |
| Legrand | Adorne Kit, 120V, 700W Load Rating, Single Pole, 3-Way | ADTP703TU | 20% - 100% |
| | Harmony, 120V, 700W Incandescent, Single Pole, 3-Way | H703PTW | 10% - 100% |
| Cooper | Aspire, 120V AC, 300W/600W Load Rating, Single Pole, 3-Way, Architectural Application | 9540 | 10% - 100% |
| | Devine, 120V AC, 300W LED/CFL or 600W Incandescent/Halogen, Single Pole, 3-Way | DAL06P | 10% - 100% |

***NOTE: Refer to dimmer manufacturer’s documentation for installation instructions and circuit details**

Disclaimer: Minimum and maximum loads for LEDs and CFLs are given in number of lamps and may vary depending on the lamp being used. Testing conducted by ELCO Lighting is not a substitute for and does not imply certification by an independent laboratory or any other standards certification. Refer to manufacturer specifications for more detailed information on product certifications and standards.

Integrating our lighting with your Smart Home System is a breeze. Simply check your Smart Home system for compatible smart switches and cross reference that with our Dimming Compatibility Chart. Once the switches are integrated with your Smart Home system your lights will be ready to go.



2042 E. Vernon Ave. Vernon CA 90058 Tel 323.231.2600 Fax 323.231.3200 elcolighting.com