

# SL SERIES Outdoor Lighting

SL-30W-MCT-WH-D  
LED DIMMABLE SECURITY LIGHTS

**WESTGATE**  
THE FUTURE IS HERE...AND IT'S QUITE BRIGHT!

Customer Name: \_\_\_\_\_

Project Name: \_\_\_\_\_

Note: \_\_\_\_\_

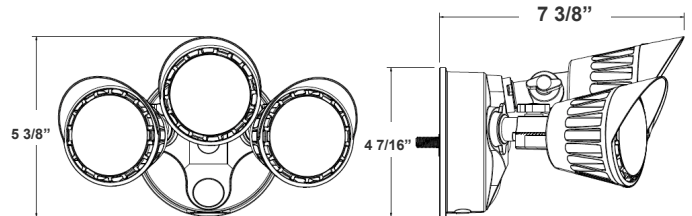
Type: \_\_\_\_\_



Selection:



**MCT**



7 3/8"(W) x 4 7/16"(H) x 5 3/8"(D)

LED Security Light with Triple head, Suitable for Outdoor applications, Ideal for doorway, pathway and alleys and Great for use with optional motion sensors or photocell.

## Features

- 7-Year Warranty
- Die-cast Aluminum, Powder Coated
- 3-Head Flood
- Multi-CCT: Selectable Switch is on the bottom of the base
- Lifespan: 70000 Hrs.

## Technical Specifications

### Electrical:

- Voltage: 120V AC, 50/60Hz
- Wattage: 30W
- Power Factor: >0.9
- Efficacy: 95 LM/W

### Mechanical:

- Die-cast Aluminum, Powder Coated
- Strict Waterproof Treatment Technology, in line with International Waterproof and Dust proof Standards
- Contains no mercury
- 3-Head Flood
- Operating Temperature: -40°F~104°F
- Suitable for Wet Location
- 7-Year Warranty

### Lighting:

- Multi-CCT: Selectable Switch is on the bottom of the base
- Dimming: TRIAC Dimming (Using Standard TRIAC LED Dimmers)
- Color temperature: 3000K/4000K/5000K
- Total Lumens: 2800LM
- Color Rendering index: >80
- Beam Angle: 100°
- Lifespan: 70000 Hrs.

### Applications:

- Ideal for Ideal for doorway, pathway and alleys
- Great for use with optional motion sensors or photocell

### Other Model:

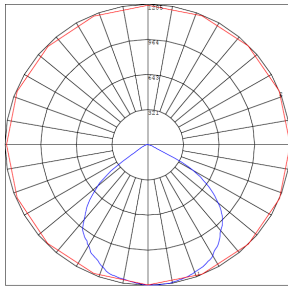
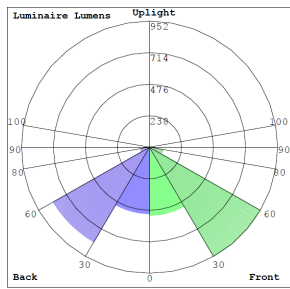
- 20W | 1900LM | SL-20W-MCT-WH-D



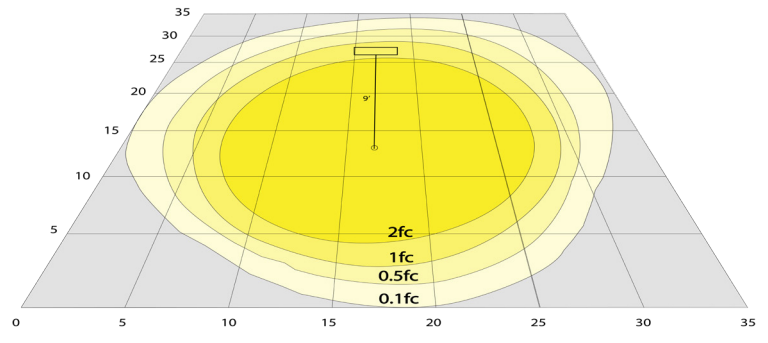
Phone: (877) 805-2252 | Fax: (877) 805-2252  
www.westgatemfg.com



## Photometrics: SL-30W-MCT-WH-D



BUG Rating: B2-U1-G0



30W, 5000K Area 35'x 35' Mounting Height: 9'

## Other Views:



Side View



Front View



Back View

## Performance Table: SL-30W-MCT-WH-D

MODEL NO.	Wattage	Voltage	Lumens	Color Temp.	BUG Rating	LPW
SL-30W-MCT-WH-D	30W	120-277V	2800LM	3000K 4000K 5000K	B2-U1-G0	95

## Sample Ordering

Model	Min. Watt	Color Temp.	Housing	Dimming
SL	30W	MCT	WH	D

## Accessories:

Blank = No Option  
 SL-PC = 120VAC, UL-RECOG MINIATURE PHOTOCELL "FOR SL SERIES ONLY" 100W Max Load  
 SL-PIR-WH = 180° 350W Max Load, MOTION SENSOR (WHITE OR BRONZE) WITH LONG ARM CAN BE USED WITH ALL OUTDOOR FIXTURES  
 SL-HPIR-WH = 240° 350W Max Load, MOTION SENSOR (WHITE OR BRONZE) CAN BE USED WITH ALL OUTDOOR FIXTURES

## Accessories:



SL-PC



SL-PIR-WH



SL-HPIR-WH

## Example:

- SL-30W-MCT-WH-D
- SL-30W-MCT-WH-D  
SL-PC

(For SL 30W 5000K MCT fixture 120V-277V)

(For SL 30W 5000K MCT fixture 120V-277V)

(120VAC, UL-RECOG MINIATURE PHOTOCELL "FOR SL SERIES ONLY" 100W Max Load)

